


*FIRST REGIONAL WORKSHOP ON TSUNAMI EVACUATION PLANNING (TEP)*  
*UNESCAP TTF-29 Phase-2*  
*24 August 2022*




# **Introduction to Concepts and Approaches for Tsunami Evacuation Planning (TEP)**

*Harald Spahn, International Consultant*

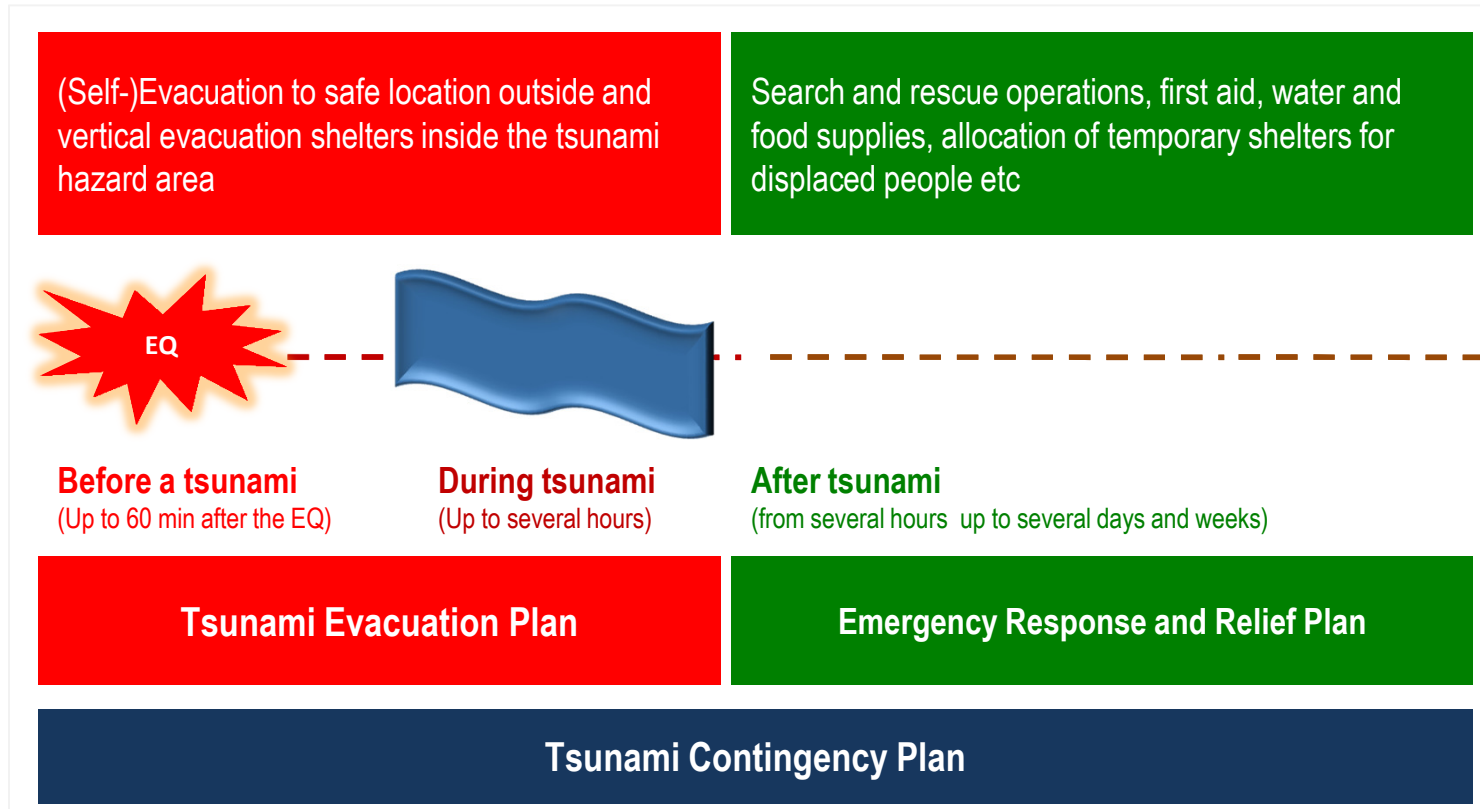




***"Surviving a tsunami is a matter of getting out of the reach of tsunami waves and inundating waters in time"***




## Tsunami evacuation covers the time span before and during a tsunami...





## Important framework conditions for TEP in the Makran Region

- **The main threat in the Makran Region are near-field tsunamis.** Therefore, tsunami evacuation planning must take into account the very short warning and evacuation times and need to set a strong focus on self-evacuation after the occurrence of a strongly felt earthquake.
- The infrequent occurrence of tsunamis in the region and the short warning times require **simple and robust evacuation procedures and plans** which can be easily remembered and applied even if much time has passed since the last exercise.



# What is a Tsunami Evacuation Plan?



## 1. Get prepared, long before anything happens

- Study the evacuation map and get familiar with the evacuation procedures
- Discuss procedures within your family and neighbourhood
- Participate in drills and information events

## 2. If you feel an earthquake, protect yourself

- Don't panic!
- Drop, cover and hold!

## 3. After an earthquake, be aware that a tsunami may follow

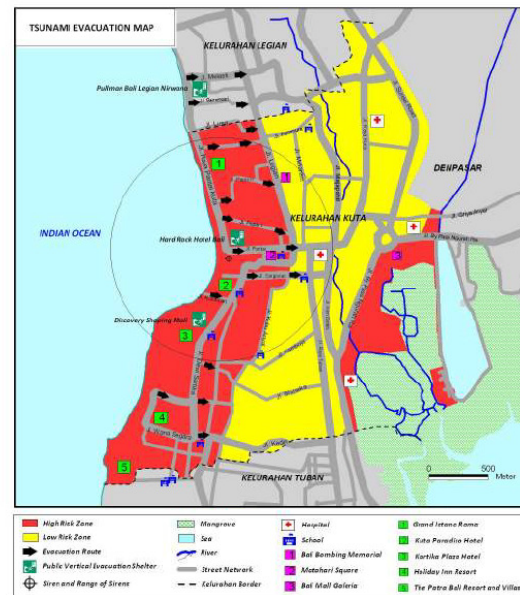
- Move away from the beach immediately as a precautionary measure!
- After strong and prolonged ground shaking, don't wait for an official warning. Leave the **RED ZONE** immediately!
- Listen to announcements from the local authorities and the radio for further information. Pay attention to the siren!

## 4. The sound of the siren is the official call for evacuation

- When the siren sounds, evacuate the **RED ZONE** immediately, or look for shelter in higher buildings!
- If you are in the **YELLOW ZONE**, seek shelter on higher floors.
- If you are a visitor in a hotel, follow the instructions of hotel staff

After the first tsunami wave, more waves are likely to come!

Wait for an official "All Clear" message before leaving shelter



## Tsunami Evacuation Plan for Sanur, Bali

A Documentation of the Process and Results of Tsunami Evacuation Planning

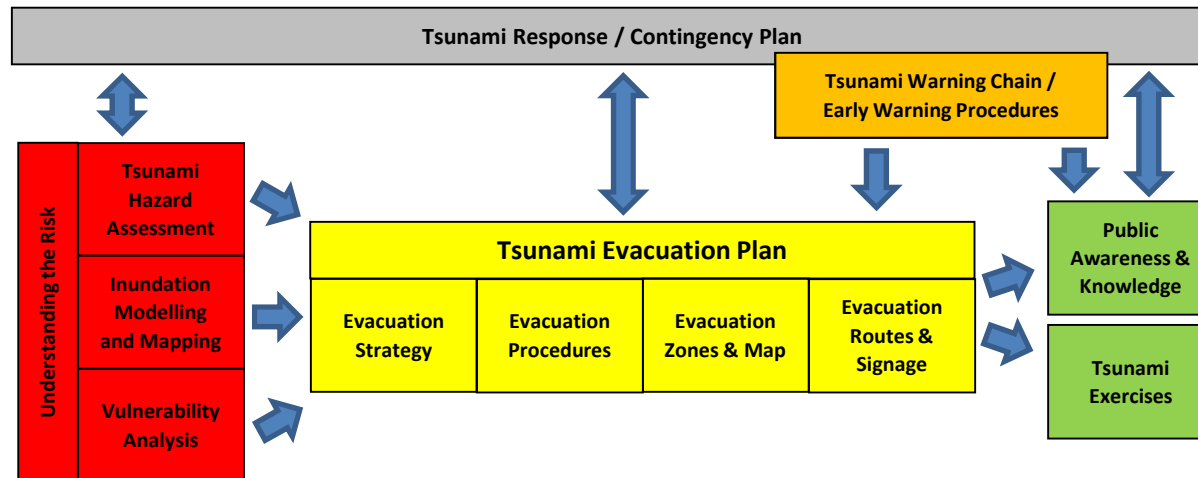
Developed by  
Evacuation Planning Working Group of Sanur Denpasar

with support from  
District Government of Denpasar  
BRSD Denpasar  
Bali Hotel Association (BHA)  
The Indonesian Red Cross, Bali Chapter  
The Indonesian Red Cross, Denpasar Chapter  
Kelurahan and village authorities  
Sanur Development Foundation

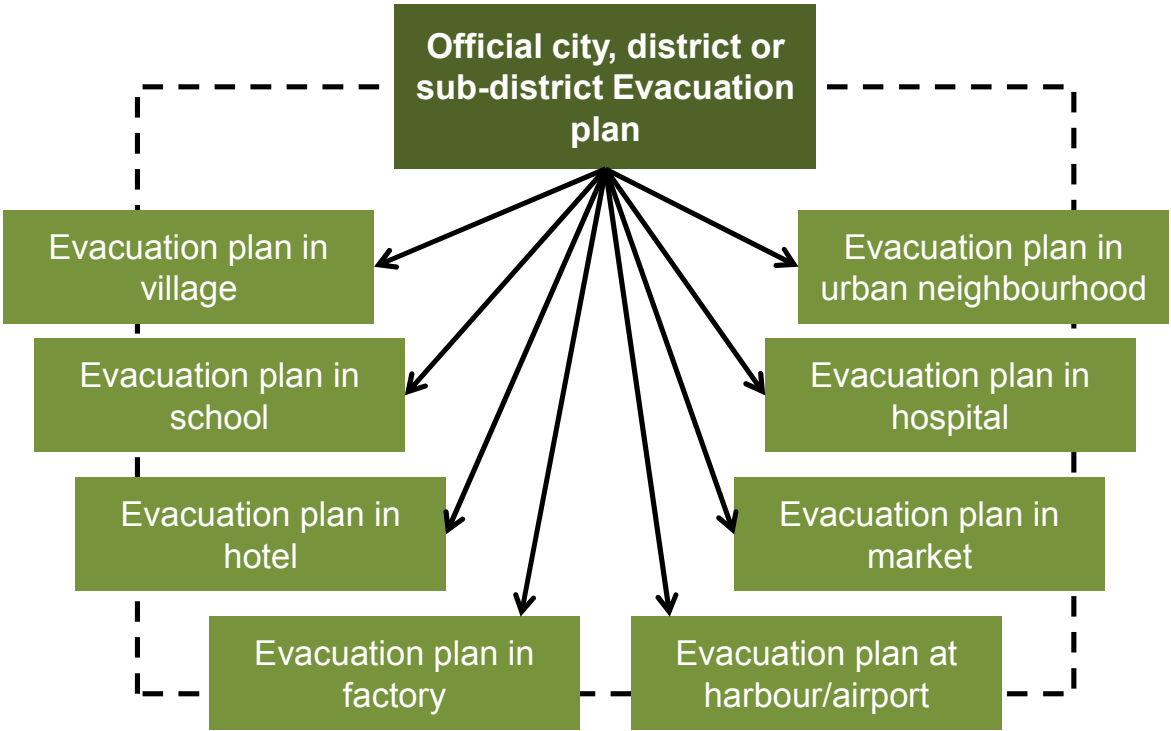
Facilitation and technical advisory by  
GTZ IS - GITEWS



## Elements to consider in a Tsunami Evacuation Plan



**Official evacuation plans provide credible and binding references for lower levels & institutions**





## Stakeholder for Evacuation Planning




Who has to be involved in the planning?

**All relevant stakeholders from local government, universities, NGOs, ...**

Who should be aware of the evacuation plan?

**Everyone in the community**





## Tsunami evacuation planning process

